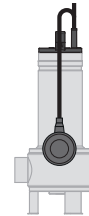










## SYSTEM OVERVIEW



One free-standing automatic stainless steel pump

-  2" Class E PVC pipework
-  2" brass valves
-  63 mm MDPE discharge
-  110 mm inlet
-  50 mm cable duct
-  50 mm vent duct

## Pumps by

**xylem**  
Let's Solve Water



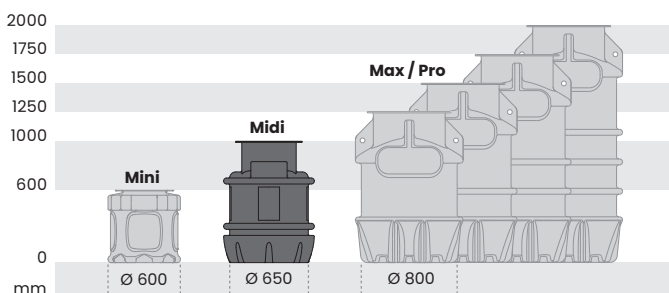
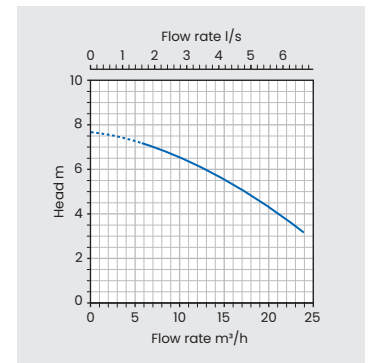
Access cover, 450 mm x 450 mm, solid top, locking, grease sealed, composite, pedestrian duty A15

## PRODUCT SUMMARY

- Suitable for foul and grey water
- One stainless steel automatic pump
- Vortex impellor for high flow rates
- 450 mm x 450 mm clear opening
- Access cover, 450 mm x 450 mm, solid top, locking, grease sealed, composite, pedestrian duty A15
- Inlets, vent and cable duct can be cut on site to suit project

## PUMP SPECIFICATIONS

Rated current	5.9 A
P2 motor rating	750 W
RCBO Type-C rating	10 A
Max. head	7.7 m
Max. flow rate	6.7 l/s
Discharge size	2"
Free passage	50 mm
Pump cable length	10 m



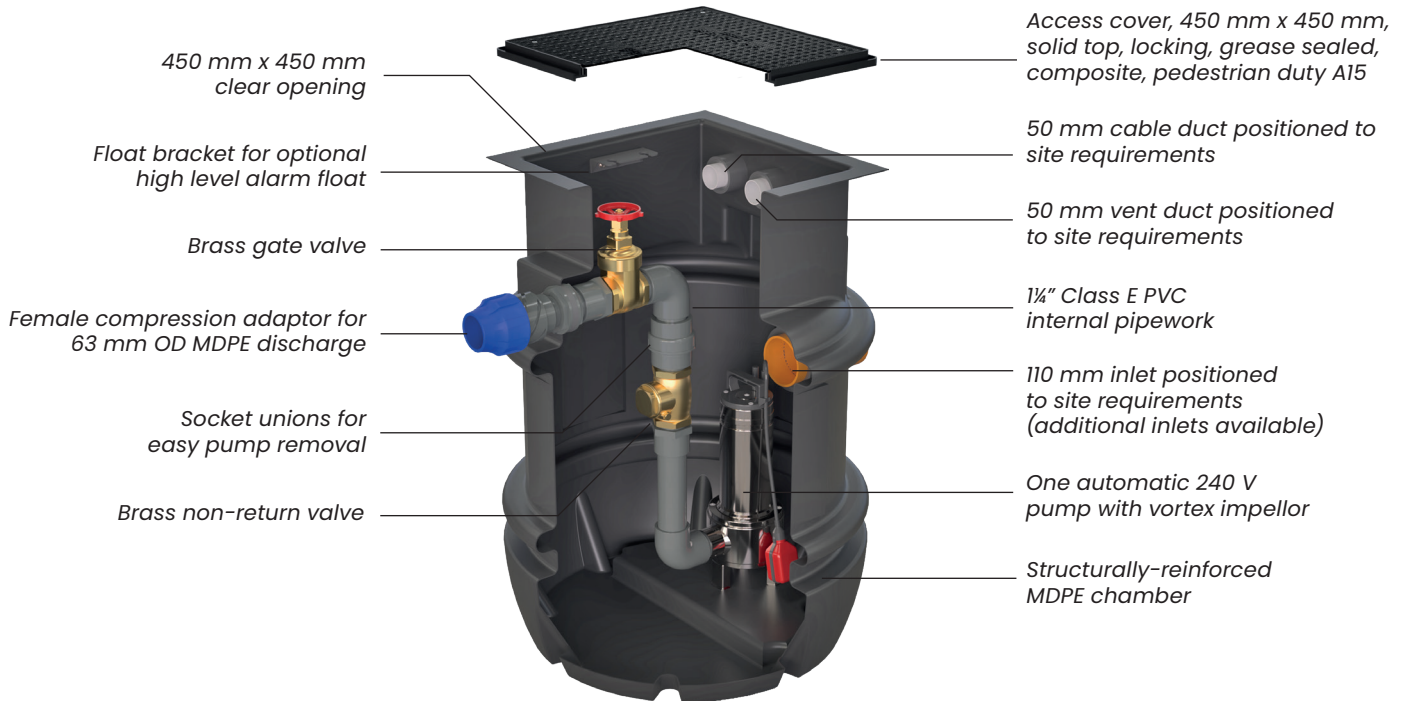
## Distance pumped at 1.8 l/s (63 mm OD MDPE)

Static head m	Distance m	Static head m	Distance m
2.0	175	5.0	70
3.0	140	6.0	35
4.0	105	7.0	0

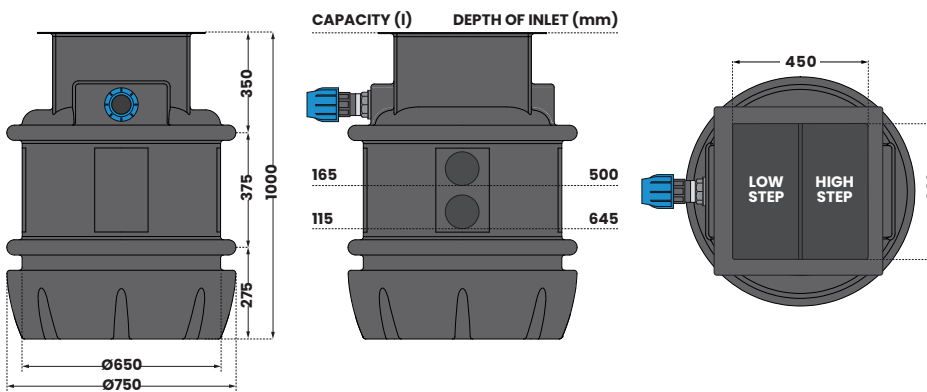
Static head is measured from the pump not chamber discharge.

In accordance with Tricel's normal policy of product development these specifications are subject to change without notice. Tricel (Killarney) Unlimited Company trading as Tricel.

## KEY FEATURES



## DIMENSIONS



Internal pipework	2" OD Class E PVC
Discharge pipework	63 mm OD MDPE
Chamber material	Tank-grade MDPE

Lifting eyes      No

Indicative capacity from inlet invert

## RECOMMENDED ACCESSORIES

### Tricel AquaSafe Alarm c/w Sump Float Kit



High level alarm alert  
HLA recorded alert  
Service due alert  
Volt-free contacts  
Alarm battery backup

106993

### Solid access cover 450 x 450 mm, FACTA AA



106988

### Inlay access cover 450 x 450 mm, FACTA AA



106986

### Additional connections

110 mm      50 mm



107034      107035