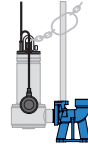


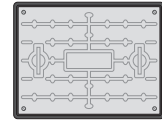


Illustration shows FoulPro 1250

SYSTEM OVERVIEW



One stainless steel pedestal mounted automatic pumps



Access cover, solid top, locking, galvanised steel, PP frame, FACTA A

2" Class E PVC pipework

2" brass valves

63 mm MDPE discharge

110 mm inlet

110 mm cable duct

110 mm vent

Pumps by

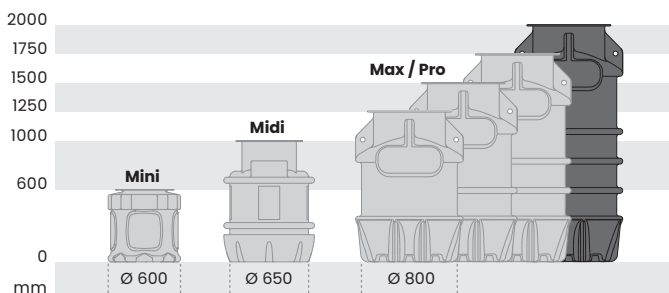
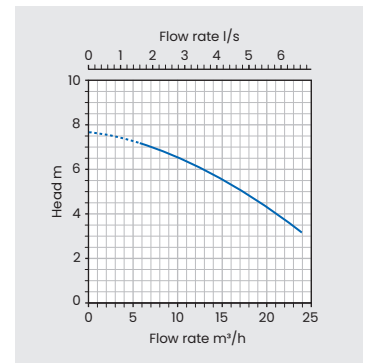


PRODUCT SUMMARY

- Suitable for foul and grey water
- Structurally-reinforced tank-grade HDPE chamber
- One stainless steel pedestal mounted automatic pump
- Vortex impellor for high flow rates
- 600 mm x 450 mm chamber clear opening
- Access cover, 600 x 450 mm clear opening, locking, galvanised steel top with polypropylene frame, single seal, FACTA A (pedestrian duty)
- Inlets, vent and cable duct can be drilled on site

PUMP SPECIFICATIONS

| | |
|--------------------|---------|
| Rated current | 5.9 A |
| P2 motor rating | 750 W |
| RCBO Type-C rating | 10 A |
| Max. head | 7.7 m |
| Max. flow rate | 6.7 l/s |
| Discharge size | 2" |
| Free passage | 50 mm |
| Pump cable length | 10 m |



Distance pumped at 1.8 l/s (63 mm OD MDPE)

| Static head m | Distance m | Static head m | Distance m |
|---------------|------------|---------------|------------|
| 2.0 | 175 | 5.0 | 70 |
| 3.0 | 140 | 6.0 | 35 |
| 4.0 | 105 | 7.0 | 0 |

Static head is measured from the pump not chamber discharge.

In accordance with Tricel's normal policy of product development these specifications are subject to change without notice. Tricel (Killarney) Unlimited Company trading as Tricel.

KEY FEATURES

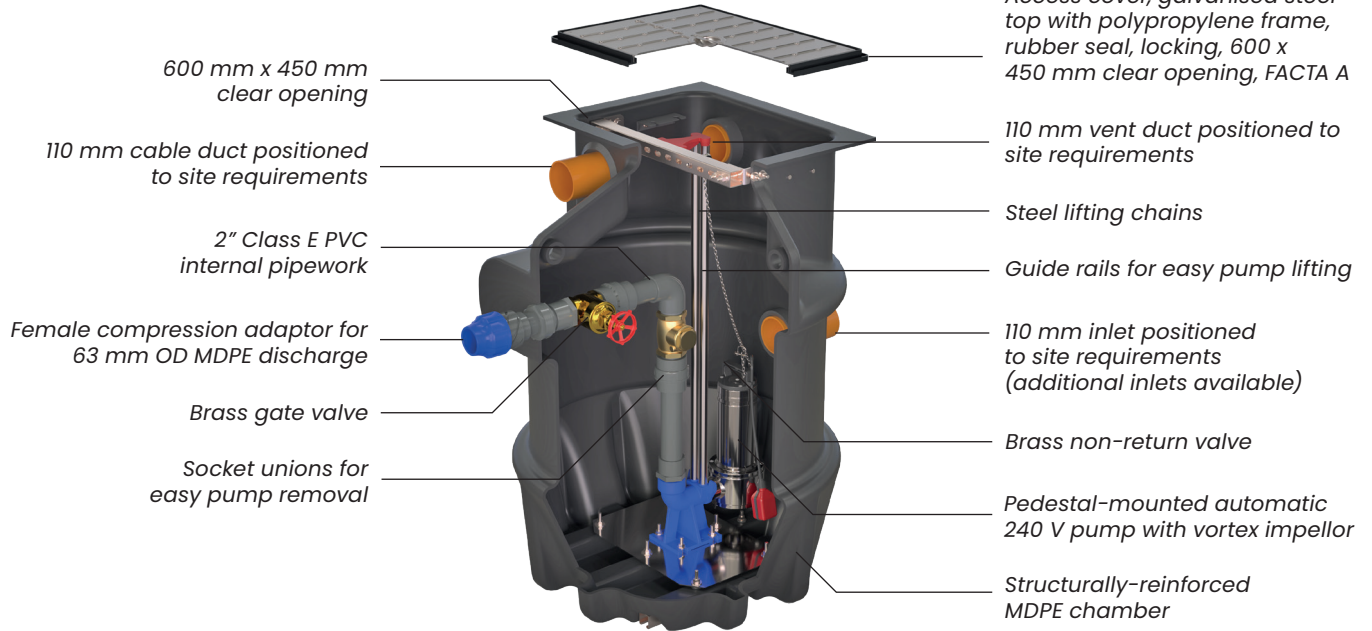
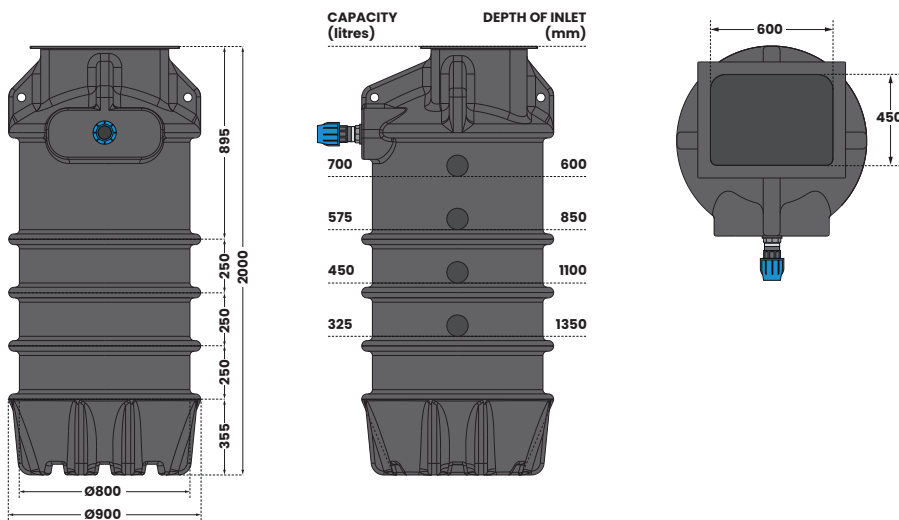


Illustration shows FoulPro 1250

DIMENSIONS



| | |
|--------------------|-------------------|
| Internal pipework | 2" OD Class E PVC |
| Discharge pipework | 2" OD Class E PVC |
| Chamber material | Tank-grade HDPE |
| Lifting eyes | Yes |

Indicative capacity from inlet invert

RECOMMENDED ACCESSORIES


Tricel AquaSafe Alarm c/w Sump Float Kit



High level alarm alert
HLA recorded alert
Service due alert
Volt-free contacts
Alarm battery backup

106993

Inlay access cover 600 x 450 mm



106985

Additional connections

110 mm 50 mm



107034

107035