


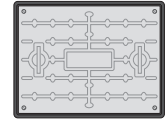


Illustration shows HydroMax 1250 Twin.

SYSTEM OVERVIEW



Two stainless steel free-standing automatic pumps



Access cover, solid top, locking, galvanised steel, PP frame, FACTA A

- 1½" Class E PVC pipework
- 1½" Class E PVC discharge
- 1½" brass valves

- 110 mm inlet
- 50 mm cable duct
- 110 mm vent

Pumps by



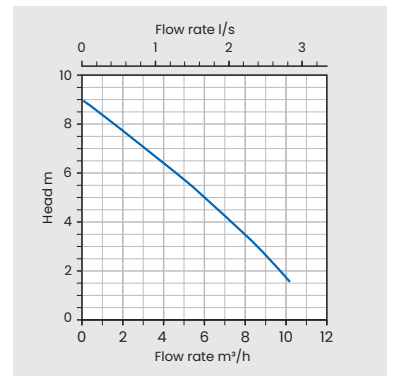
PRODUCT SUMMARY

- Suitable for groundwater, surface water, grey water or treated effluent from a sewage treatment plant
- Structurally-reinforced tank-grade HDPE chamber
- Two stainless steel automatic pumps
- Vortex impellor for high flow rates
- 600 mm x 450 mm chamber clear opening
- Access cover, 600 x 450 mm clear opening, locking, galvanised steel top with polypropylene frame, single seal, FACTA A (pedestrian duty)
- Inlets and cable ducts can be drilled on site

Not suitable for pumping untreated sewage. See the Tricel Foullift range.

PUMP SPECIFICATIONS (PER PUMP)

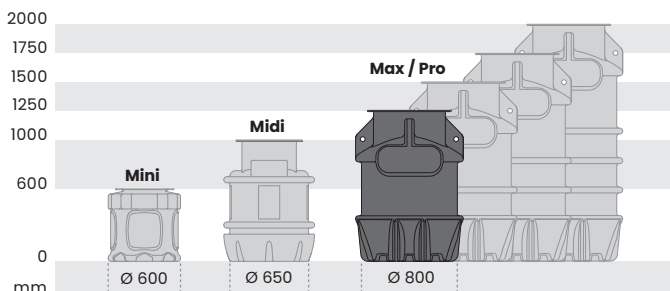
Rated current	2.5 A
P2 motor rating	250 W
RCBO Type-C rating	10 A
Max. head	9.0 m
Max. flow rate	2.8 l/s
Discharge size	1½"
Free passage	10 mm
Pump cable length	10 m



Distance pumped at 1 l/s by pipe type

Static head	32mm OD MDPE	1½" PVC	1½" PVC	2" PVC
2.0 m	30 m	175 m	320 m	950 m
3.0 m	25 m	135 m	260 m	750 m
4.0 m	20 m	100 m	195 m	550 m
5.0 m	9 m	65 m	125 m	385 m
6.0 m	2 m	30 m	60 m	190 m

Static head is measured from the pump not chamber discharge.



In accordance with Tricel's normal policy of product development these specifications are subject to change without notice. Tricel (Killarney) Unlimited Company trading as Tricel.

KEY FEATURES

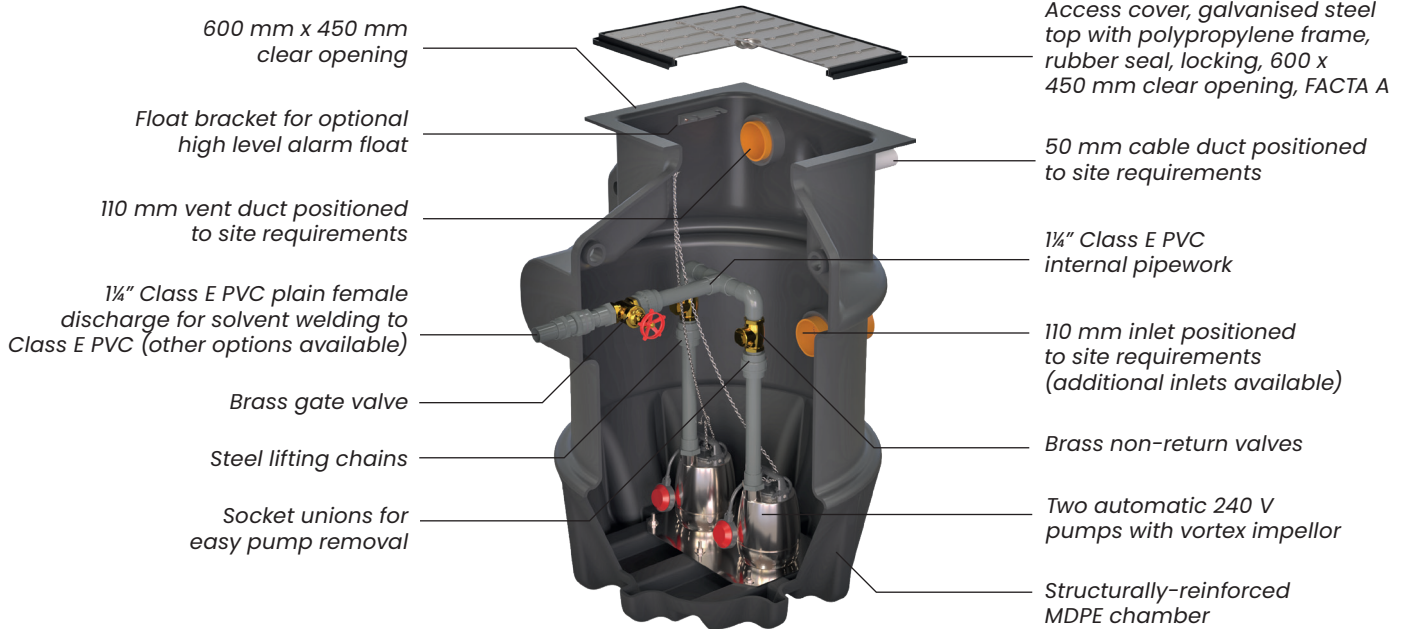
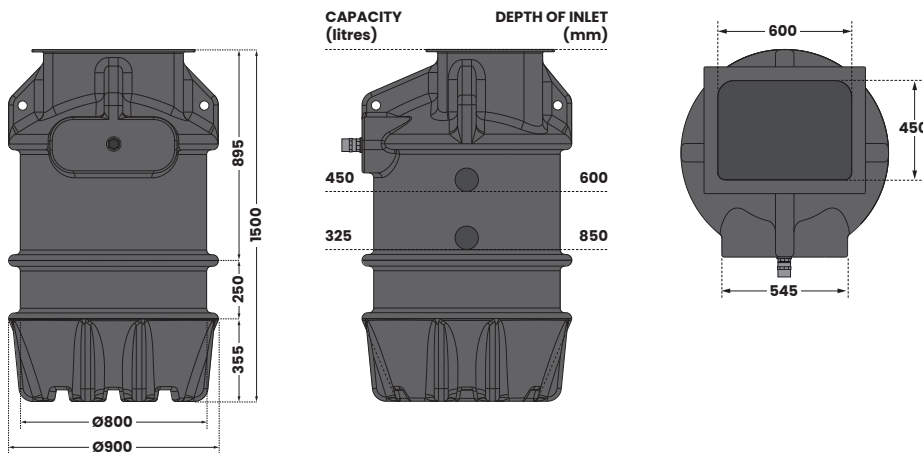


Illustration shows HydroMax 1250 Twin.

DIMENSIONS



Internal pipework	1 1/4" OD Class E PVC
Discharge pipework	1 1/2" OD Class E PVC
Chamber material	Tank-grade HDPE
Lifting eyes	Yes

Indicative capacity from inlet invert 

RECOMMENDED ACCESSORIES


Tricel AquaSafe Alarm c/w Sump Float Kit



High level alarm alert
HLA recorded alert
Service due alert
Volt-free contacts
Alarm battery backup

106993

Inlay access cover 600 x 450 mm



106985

Additional connections

110 mm 50 mm



107034

107035

Adaptor for 32 mm MDPE discharge



110456

PVC discharge reducer kit

1 1/2" to 1 1/4" 2" to 1 1/4"



110454

110455